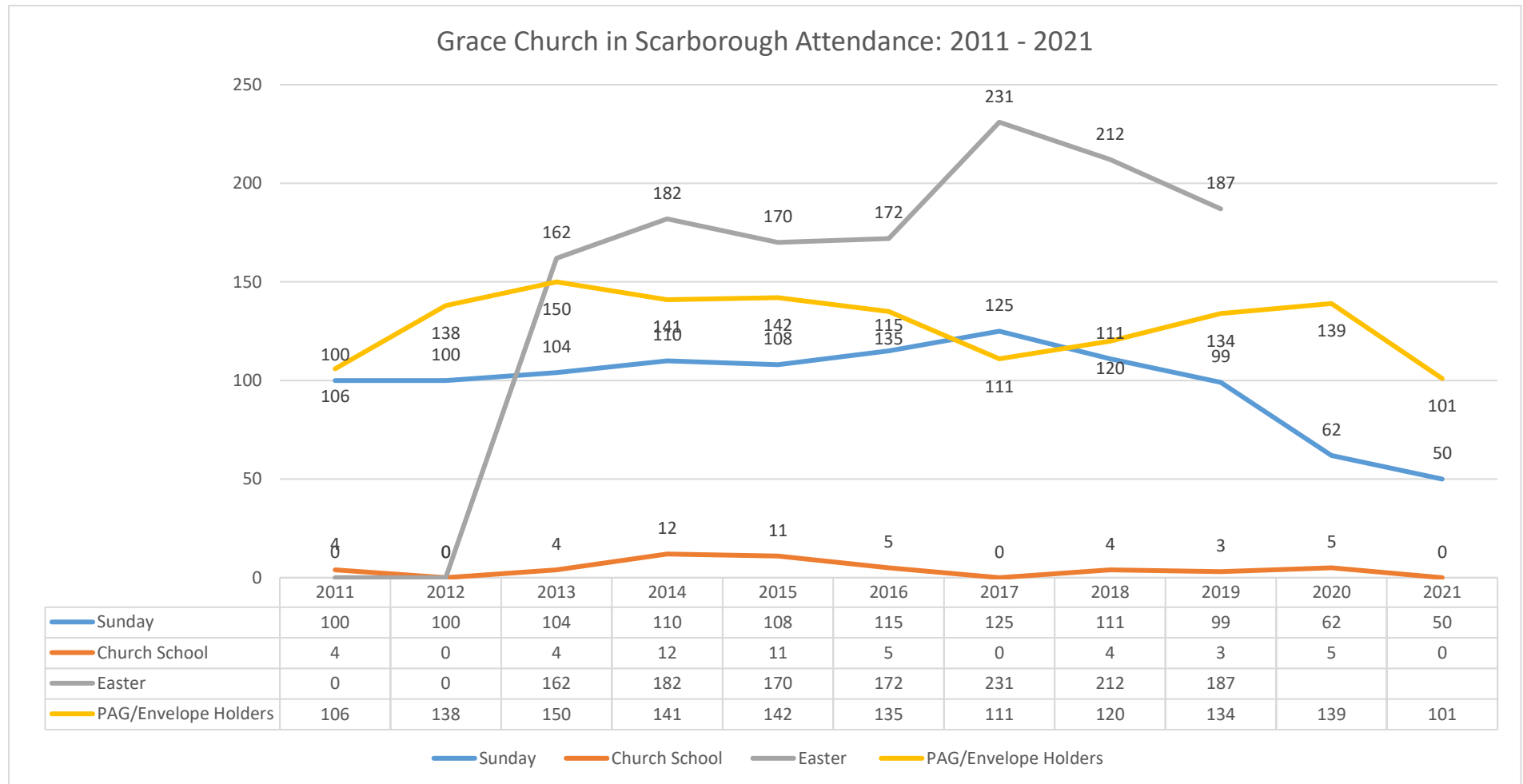
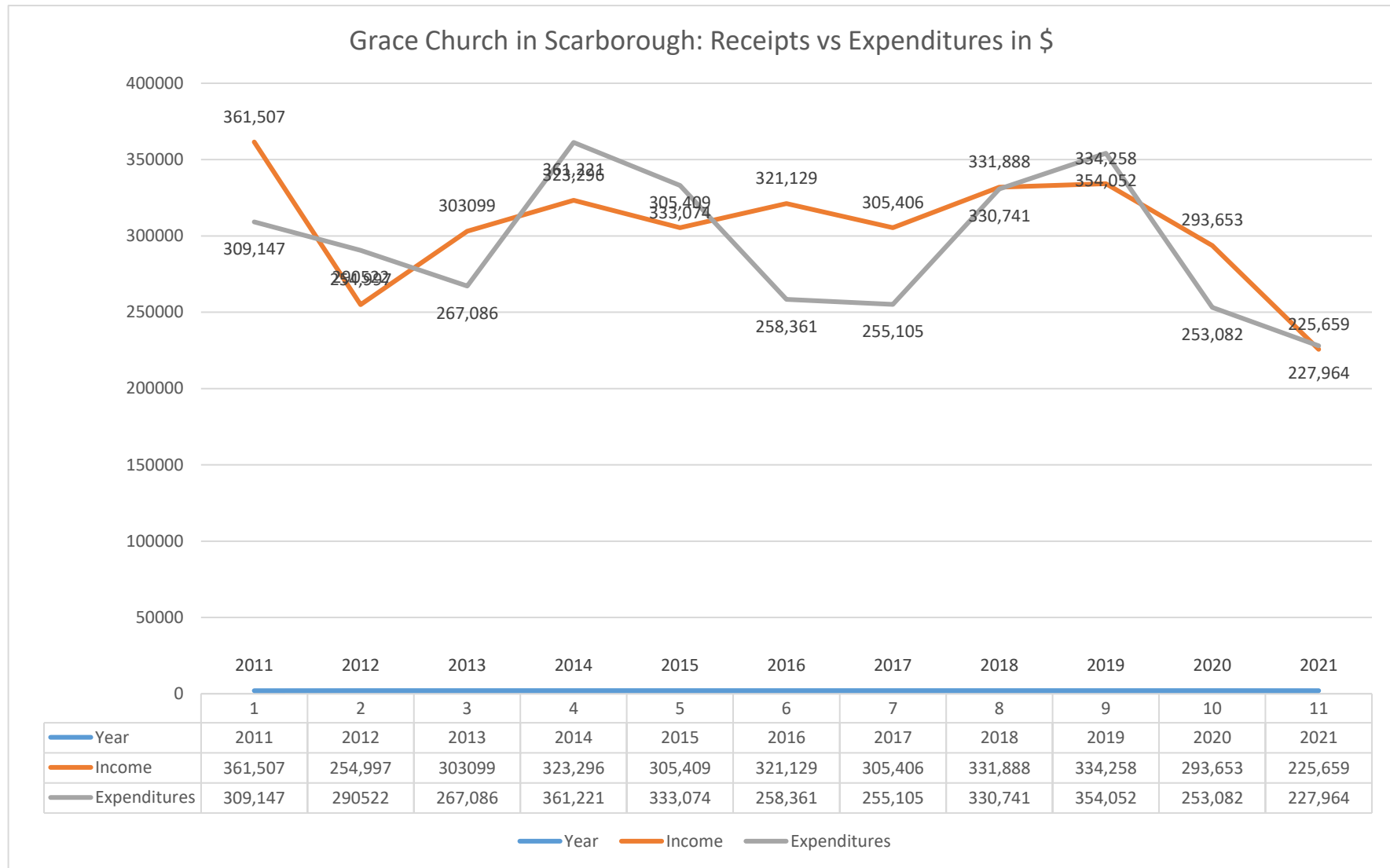
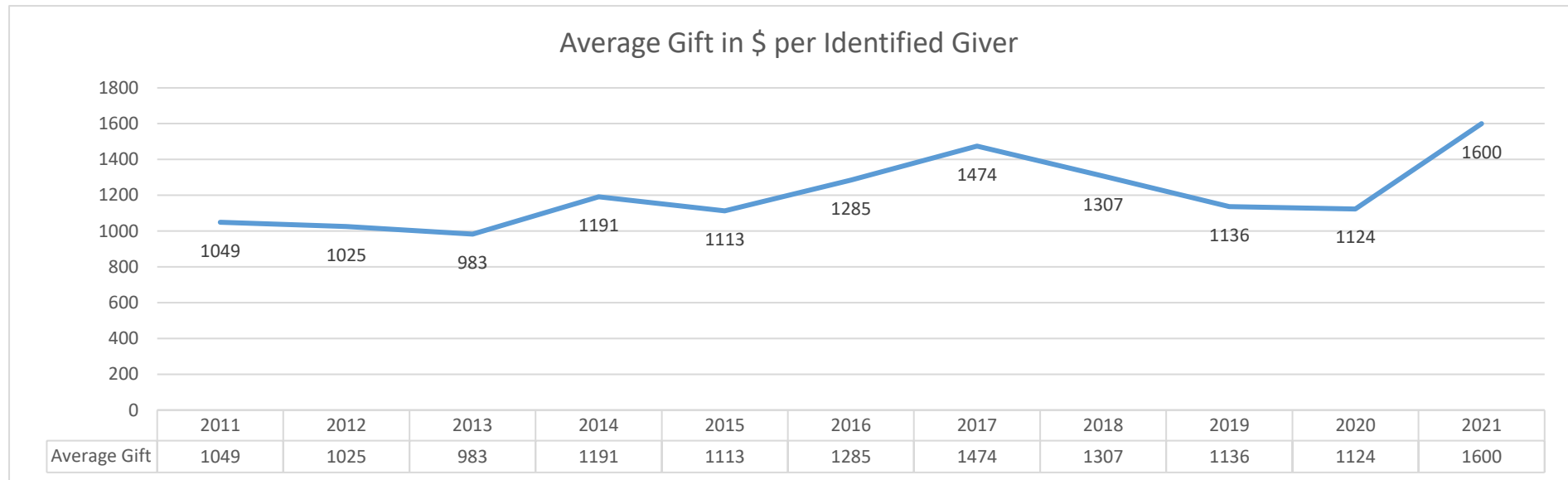


**Grace Church in Scarborough: Attendance**



**Parochial Returns: Money**





**OUR NEIGHBOURHOOD AND OUR MISSION FIELD**

To find the most recent census data for the area around the church go to the Federal Electoral District of Scarborough, Southwest:

<https://www12.statcan.gc.ca/census-recensement/2021/dp->

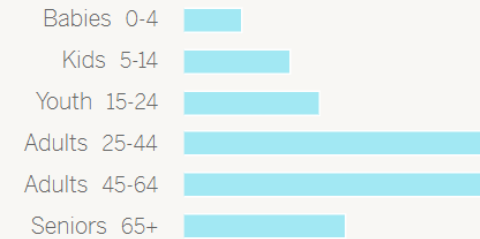
[pd/prof/details/page.cfm?DGUIDlist=2013A000435098&GENDERlist=1&HEADERlist=0&Lang=E&STATISTIClist=1&SearchText=Scarborough+Southwest;](https://www12.statcan.gc.ca/census-recensement/2021/dp-prof/prof/details/page.cfm?DGUIDlist=2013A000435098&GENDERlist=1&HEADERlist=0&Lang=E&STATISTIClist=1&SearchText=Scarborough+Southwest;)

interestingly the median age of residents is 41.2 years. The average family size is 3 persons and the average number of children per household is 1.8. There are pockets of low income and the median employment income (per person over 15) was just \$ 35,600 per year (based on 2020 data).

[Realosophy](#) has more up-to-date info and calls the area Kennedy Park. These are their take on demographics:

## Who Lives Here?

Kennedy Park is an east Toronto neighbourhood notable for its singles, renters, salespeople and tradespeople. It has a higher than average population of immigrants, particularly those from the Philippines and Bangladesh, and Tagalog and Bengali speakers. Residents tend to be older with a significant number of babies, kids aged 10 to 14, youth aged 15 to 19 and adults aged 45 to 64. ①



 Families

**1.4**  
kids per family  
in the neighbourhood.

---


TORONTO (1.2)  
GTA (1.3)

 Singles

**53%**  
of residents are  
single and loving it.

---

TORONTO (50%)  
GTA (45%)

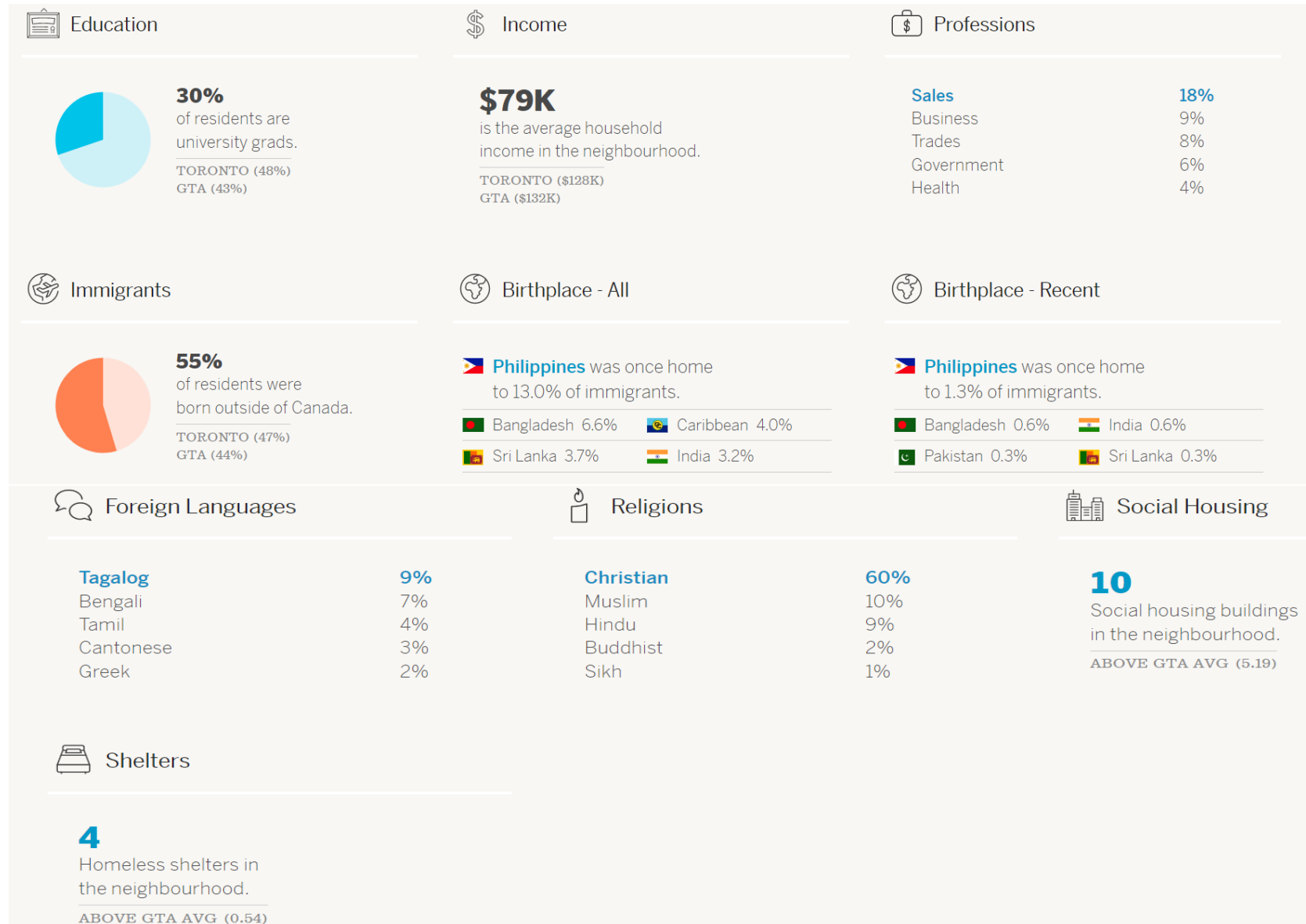
 Renters

**50%**  
of residents  
are renters.

---

TORONTO (47%)  
GTA (33%)

Parochial Return Data – 2022 10 01



**\*\*\*This is proprietary information and cannot be cited or republished: Environics Market Segments** for the folks who live near the church at M1K 2B5 belong to their **Came From Away** segment made up of Multi-ethnic, middle-aged urban renters representing 1.91% of Canada's population and 2.05% of households.

WHO THEY ARE	HOW THEY THINK		HOW THEY LIVE		
<p>Once home to young immigrants, Came From Away communities are showing their middle age. The highest concentration of residents are between 25 and 44 years old. Nearly 60 percent of the segment's residents are foreign-born, and almost 40 percent speak a non-official language at home. Members generally live in high-rise apartments in Toronto and a few other large cities; many households contain singles or lone-parent families. While their educational achievement is wide-ranging, most residents hold low-paying jobs. But even with tight budgets, many adults enjoy the varied entertainment options of cities—nightclubs, jazz concerts and billiards halls—while families head for theme parks, aquariums and zoos. Heavy Internet users, they're rarely without their mobile phones for shopping and social media.</p>	<p>AVERAGE HOUSEHOLD INCOME</p>	<p>AVERAGE HOUSEHOLD NET WORTH</p>	<p>RESIDENCY</p> <p>Rent</p>		
	<p>\$61,403</p>	<p>\$129,162</p>	<p>EDUCATION</p>	<p>OCCUPATION</p>	<p>DIVERSITY</p>
	<p>Mixed</p>	<p>Service Sector</p>	<p>High</p>		
	<p>URBANITY</p>	<p>FAMILY LIFE</p>	<p>HOME TYPE</p>		
	<p>Urban</p>	<p>Middle-Age Families</p>	<p>Apartments</p>		

WHO THEY ARE

HOW THEY THINK

HOW THEY LIVE

“In order to get what I like, I would be prepared to take great risks in life”

“It is important to me that people admire the things I own”

“I like being in a large crowd”

“It is important to try new products, new places for vacation or new foods, just for the pleasure of the novelty”

